CVD (立式)双轴型齿轮减速机

CVD 28 - 400 - 50

- 50：减速比1:50
- 400：电机功率400W
- 28：输出轴轴径 ϕ28
- CVD：立式双轴型

CVD18 外形图

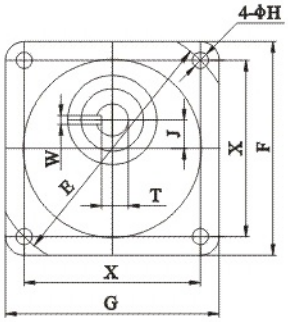

CVD22－50外形图

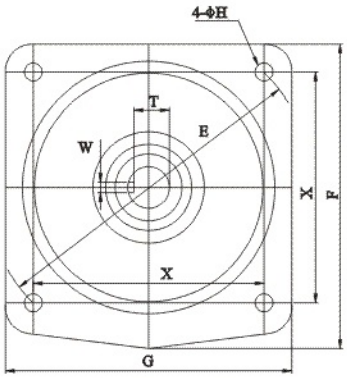

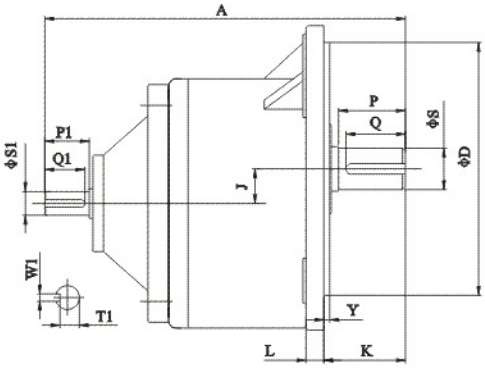

功 率	减速比	机型	A	D	E	F	G	H	L	J	K	X	Y	输出轴					输入轴				
														P	Q	S	T	W	P_1	Q_1	S_1	T_1	W_1
100W	3-50	18	172	50	140	120	120	9	12	15.98	40	99	——	30	27	18	15	5	25	22	14	11.5	4
	60-200	22	204	148	185	173	163	11	12	17.66	48	131	3	40	35	22	18	7	25	22	14	11.5	4
200W	3-25	18	172	50	140	120	120	9	12	15.98	40	99	——	30	27	18	15	5	25	22	14	11.5	4
	30-100	22	204	148	185	173	163	11	12	17.66	48	131	3	40	35	22	18	7	25	22	14	11.5	4
	120-200	28	243	170	220	205	193	12	13	23.11	55	155.5	4	45	40	28	24	7	30	27	16	13	5
400W	3-25	22	204	148	185	173	163	11	12	17.66	48	131	3	40	35	22	18	7	25	22	14	11.5	4
	30-90	28	243	170	220	205	193	12	13	23.11	55	155.5	4	45	40	28	24	7	30	27	16	13	5
	100-200	32	302	185	254.5	238	216	13	16	30.22	70	180	4	55	50	32	27	10	30	27	19	16	5
750W	3-25	28	243	170	220	205	193	12	13	23.11	55	155.5	4	45	40	28	24	7	30	27	16	13	5
	30-100	32	302	185	254.5	238	216	13	16	30.22	70	180	4	55	50	32	27	10	30	27	19	16	5
	120-200	40	363	230	310	295	270	15	21	37.96	81	219	5	65	60	40	35	10	35	32	24	20	7
1500W	3-30	32	302	185	254.5	238	216	13	16	30.22	70	180	4	55	50	32	27	10	30	27	19	16	5
	40-100	40	363	230	310	295	270	15	21	37.96	81	219	5	65	60	40	35	10	35	32	24	20	7
	120-200	50	483	280	390	360	335	19	21	51	90.5	276	5	80	75	50	44.5	14	55	45	35	30	10
2200W	3-10	32	302	185	254.5	238	216	13	16	30.22	70	180	4	55	50	32	27	10	30	27	19	16	5
	15-60	40	363	230	310	295	270	15	21	37.96	81	219	5	65	60	40	35	10	35	32	24	20	7
	80-100	50	483	280	390	360	335	19	21	51	90.5	276	5	80	75	50	44.5	14	55	45	35	30	10
3700W	3-20	40	363	230	310	295	270	15	21	37.96	81	219	5	65	60	40	35	10	35	32	24	20	7
	25-60	50	483	280	390	360	335	19	21	51	90.5	276	5	80	75	50	44.5	14	55	45	35	30	10